

Site Name: **SAMPLE SITE**
Address:

Stocktake UK - Operations Report



Stocktaker(s): HQ Stocktaker

Stocktake Type: Regular Periodical

Stocktake Date: Sat, 18/02/2006

Client Contact: J bloggs

Onsite Start: 08:00 Finish: 04:00

Next stocktake scheduled is confirmed (18/03/2006)

Position: Manager

Offsite Start: 00:00 Finish: 02:00

Stocktake Result

MAIN BAR

Surplus / Deficit **GP%** **Allowances** **Stock Yield %**

£726.56 71.84 £4,664.05 92.12

Comments

All delivery notes checked and agreed with manager, along with count of Carling & Grolsch.
2-4-1 Allowance calculated from till readings, see allowance detailed report
Noted Cellar temp warming than should be recommend check
1dz outdated baby juice to be written off this period

All main elements of the stock result are explained in summary form on the comprehensive operations report

£726.56 £4,664.05

Additional Comments : Cellar kept in good order, all stock in accessible positions.

Bar area, Clean and tidy

Bottle store lock requires replacement, actioned by Manager

Reports provided to the client :

- | | | | |
|--|---|---|---|
| <input type="checkbox"/> Consolidated Group Report | <input checked="" type="checkbox"/> Takings Report | <input checked="" type="checkbox"/> Historical Report | <input checked="" type="checkbox"/> EPOS Report |
| <input type="checkbox"/> Group Summary Report | <input checked="" type="checkbox"/> Allowance Report | <input checked="" type="checkbox"/> Purchase Report | <input type="checkbox"/> Goods Inward Report |
| <input checked="" type="checkbox"/> Financial Report | <input checked="" type="checkbox"/> Price Change Report | <input checked="" type="checkbox"/> Credit Report | <input checked="" type="checkbox"/> Operations Report |

Spirit checks carried out :

Stocktake Requirements and Observations

- Have all suggestions/comments relating to previous stocktakes been actioned?
- Stocktake successfully completed on site?
- Delivery notes / invoices available?
- Transfer records completed satisfactorily?
- Income presented satisfactorily?
- Allowance / promotion records completed satisfactorily?
- Stock presentable for counting?
- Security levels good?
- Price lists on display?
- Correct stock levels?
- Accompanied during stocktake?

Comments

- yes
- Yes all paperwork in good order
- yes, 1 missing delivery note, confirmed with brewery
- None
- Revenue balanced with till readings
- yes
- yes
- yes
- No Changes
- out date baby juice, due to overstocking
- yes

All aspects of the operations report can be customised to the individual clients requirements

I hereby accept the attached stocktake and operational report, as presented by the company:

Stocktaker(s):

Client:

Print Name: Position:

Financial Summary

House **MAIN BAR**
MAIN ROAD, ANYTOWN, SHIRE, AB1 2CD

Current Stocktake **18-Feb-2006**
 Previous Stocktake **13-Jan-2006**

Stocktaker: **HQ Stocktaker**
 Stock Days: **36**

SECTION	Days Stock	Sales Ratio %	Cost Ratio %	Gross Profit %	Opening Stock Value	Value Of Purchases	Value Of Credits	Estimated Receipts	Consumption @ Cost	Stock On Hand
Spirits	39	27.8	25.2	76.49	1,924.12	3,890.22	0.00	13,868.72	2,774.71	3,039.63
Fortified Wines	52	0.2	0.2	74.52	14.82	29.10	0.00	83.25	18.05	25.87
Table Wines	19	2.2	2.4	72.61	197.49	196.89	0.00	1,112.64	259.33	135.04
Draught Beer & Lager	10	38.1	40.8	72.22	1,471.56	4,258.98	0.00	19,020.00	4,497.48	1,233.06
Bottled & Packaged Beers	18	13.0	14.4	71.23	777.51	1,600.96	0.00	6,505.90	1,593.10	785.36
Ciders & Alco Pops	26	6.4	7.9	68.33	594.43	938.97	29.30	3,216.90	867.05	637.04
Minerals	22	11.4	7.5	82.95	616.25	747.89	15.98	5,718.20	829.96	518.20
Tobacco	15	0.1	0.4	21.04	34.77	24.45	0.00	62.30	41.87	17.35
Snacks & Beverages	35	0.7	1.3	52.20	94.63	187.71	0.00	352.60	143.43	138.91
	21	100.00	100.00	74.06	5,725.57	11,875.17	45.28	49,940.51	11,024.99	6,530.47

Licensed to STOCKTAKE UK LTD

Stocktaking By:
STOCKTAKE UK LTD
 Broughton Hall
 Broughton
 Skipton
 North Yorkshire
 BD23 3AG

Tel: 0870 903 8880

Stocktakers Comments
 All delivery notes checked and agreed with manager, along with count of Carling & Grolsch.
 2-4-1 Allowance calculated from till readings, see allowance detailed report
 Noted Cellar temp warming than should be recommend check
 dz outdated baby juice to be written off this period

Plus Adjustments

The individual bar report summarises the result for the stock period.

- Value of purchases
- Stock on Hand
- Allowances claimed
- Surplus/deficit
- Gross Profit margin
- Stock Yield
- Stocktaker's comments

Secondary Drinks	£140.35		
Double Allowance	£2,541.55		
Pipe Cleaning	£1,336.40		
	£645.75		
	£4,664.05		
Allowance as % of Takings	10.14 %	£4,664.05	£45,276.46
Stock Yield	92.12 %		

Estimated Receipts	Exclu. VAT	£38,533.16	£11,024.99
Consumption At Cost	Exclu. VAT	£27,508.17	71.39 %
Estimated Gross Profit	Exclu. VAT		
		£39,151.51	
Actual Receipts	Exclu. VAT	£11,024.99	
Consumption At Cost	Exclu. VAT	£28,126.52	71.84 %
Actual Gross Profit	Exclu. VAT		
Actual Receipts	Incl.. VAT	£46,003.02	
Estimated Receipts	Incl.. VAT	£45,276.46	
SURPLUS		£726.56	1.58 %



** Includes some products with Zero Costs / Selling Prices

Stock Analysis

House **MAIN BAR**
MAIN ROAD, ANYTOWN, SHIRE, AB1 2CD

Current Stocktake **18-Feb-2006**
 Previous Stocktake **13-Jan-2006**

Stocktaker: **HQ Stocktaker**
 Stock Days: **36**

Product	Bin	EP Unit OS	Cost Price	Tot Price	Yield	Opening Stock	Goods In	Credits	Closing Stock	Period Sales	Last Sales	Sales @ Selling	G.P.%	Days Stock
Spirits														
*COURVOSIER 1.5LT		* MG	25.14	2.00	60.00	1.80	2.00	0.00	3.10	0.70	-1.80	84.00	75.38	159
*BACARDI 1.5LT		* MG	21.81	1.80	60.00	4.90	2.00	0.00	4.85	2.05	-4.90	221.40	77.14	85
CAPT MORG 1.5LT		* MG	19.64	1.60	60.00	3.05	3.00	0.00	3.40	2.65	-3.05	254.40	75.96	46
CAPT MORG SPICED		* 70	10.37	1.60	28.00	4.15	0.00	0.00	2.45	1.70	-4.15	76.16	72.80	52
GORDONS GIN		* MG	18.01	1.60	60.00	4.90	7.00	0.00	5.30	6.60	-4.90	633.60	77.96	29
*BOMBAY SAPHIRE		* 70	11.25	1.60	28.00	1.00	0.00	0.00	0.95	0.05	0.00	2.24	70.49	684
BELLS 1.5LT		* MG	18.71	1.60	60.00	2.00	4.00	0.00	2.40	3.60	-2.00	345.60	77.10	24
*JAMESONS		* 70	10.99	2.00	28.00	2.00	2.00	0.00	0.00	4.00	2.00	224.00	76.94	0
*CANADIAN CLUB		* 70	12.16	2.00	28.00	0.80	1.00	0.00	1.40	0.40	0.20	22.40	74.49	126
JACK DANIELS		* MG	25.73	1.80	60.00					35.25	22.35	3,807.00	72.01	22
SMIRNOFF RED 1.5LT		* MG	17.26	1.60	60.00					55.50	-17.00	5,328.00	78.87	20
SMIRNOFF RED 70CL		* 70	8.60	1.60	28.00					0.00	0.00	0.00	77.44	0
*CORKYS VODKA SHOTS		* 70	8.49	1.80	28.00					3.10	0.25	156.24	80.21	83
PERNOD		* 70	10.50	1.80	28.00					0.05	0.25	2.52	75.52	1,044
AFTERSHOCK RED		* 70	15.59	1.80	28.00					2.15	-4.00	108.36	63.65	211
AFTERSHOCK BLACK		* 70	15.59	1.80	28.00					2.75	1.90	138.60	63.65	149
AFTERSHOCK SILVER		* 70	15.59	1.80	28.00					0.60	6.15	30.24	63.65	597
TEQUILA GOLD		* 70	11.11	1.80	28.00					3.75	2.00	189.00	74.10	214
ARCHERS SCHNAPPS		* MG	14.97	1.80	60.00					2.50	2.70	270.00	83.71	107
BAILEYS IRISH CRM		* MG	17.59	1.80	60.00					0.95	0.15	102.60	80.86	148
COINTREAU		* 70	11.26	1.80	28.00					0.05	0.00	2.52	73.75	1,080
DRAMBUIE		* 70	13.87	1.80	28.00					0.05	0.70	2.52	67.66	360
*DRAMBUIE CREAM		* 70	14.25	1.80	28.00					0.00	0.00	0.00	66.78	0
*DE KUYPER APRICOT BRANDY		* 50	12.50	1.80	20.00					0.05	0.00	1.80	59.20	612
*GRAND MARNIER		* 70	9.98	1.80	28.00	0.50	0.00	0.00	0.50	0.00	0.00	0.00	76.73	0
MALIBU		* 70	7.92	1.80	28.00	7.05	24.00	0.00	17.55	13.50	8.30	680.40	81.54	47
SAMBUCA		* 70	10.60	1.80	28.00	6.55	18.00	0.00	17.35	7.20	-6.55	362.88	75.29	87
SAMBUCA BLACK		* 70	10.76	1.80	28.00	6.95	0.00	0.00	2.55	4.40	-6.95	221.76	74.91	21
SOUTHERN COMFORT 1.5LT		* MG	23.16	1.80	60.00	3.10	4.00	0.00	2.45	4.65	1.25	502.20	74.80	19
*TIA MARIA		* 70	9.79	1.80	28.00	0.00	3.00	0.00	1.05	1.95	0.00	98.28	77.18	19
* Cost price changed during period												13,868.72		
Fortified Wines														
CINZANO BIANCO		* BT	4.09	1.50	15.00	1.00	0.00	0.00	1.00	0.00	0.40	0.00	78.64	0
MARTINI DRY		* BT	3.55	1.50	15.00	0.90	2.00	0.00	0.55	2.35	0.05	52.88	81.46	8
*MARTINI ROSSO		* 75	3.55	1.50	15.00	1.35	1.00	0.00	2.90	-0.55	0.60	-12.38	81.46	-190
*HARVEYS BRISTOL CREAM		* BT	6.15	1.50	15.00	0.45	3.00	0.00	1.55	1.90	1.50	42.75	67.88	29

The individual bar report summarises the result for the stock period.

- Product size
- Product Cost Price
- Selling Price per measure
- No units from the product
- No units in stock at start
- Goods received into bar
- Goods returned/credited
- Stock remaining at close
- No units of product sold
- Sales expected
- Gross Profit % for this product
- How long stock will last

Stock Analysis

House **MAIN BAR**
MAIN ROAD, ANYTOWN, SHIRE, AB1 2CD

Current Stocktake **18-Feb-2006**

Stocktaker: **HQ Stocktaker**

Previous Stocktake **13-Jan-2006**

Stock Days: **36**

Product	Bin	EP OS	Unit	Cost Price	Tot Price	Yield	Opening Stock	Goods In	Credits	Closing Stock	Period Sales	Last Sales	Sales @ Selling	G.P.%	Days Stock
Fortified Wines													83.25		
Table Wines															
*MHV VALENCIA MEDIUM WHITE		* BT		1.93	3.20	3.00	0.00	36.00	0.00	8.30	27.70	21.00	265.92	76.36	11
*MHV VALENCIA WINE RED		* BT		1.93	3.20	3.00	0.00	30.00	0.00	9.35	20.65	20.80	198.24	76.36	16
*MHV VALENCIA DRY WHITE		* BT		1.93	3.20	3.00	0.00	36.00	0.00	18.00	18.00	26.40	172.80	76.36	36
MHV THE HOUSE CHAMPAGNE BRI		* BT		9.29	25.00	1.00	4.00	0.00	0.00	4.00	0.00	5.00	0.00	56.34	0
CUVEE DE RICHARD		* BT		2.65	3.20	3.00	60.50	0.00	0.00	10.95	49.55	-60.50	475.68	67.57	8
* Cost price changed during period													1,112.64		
Draught Beer & Lager															
TIMOTHY TAYLOR LANDLORD		* GL		6.16	2.40	8.00	31.00	54.00	0.00	23.00	62.00	21.50	1,190.40	62.30	13
BLACK SHEEP BITTER		* GL		6.16	2.20	8.00	23.50	63.00	0.00	21.00	65.50	20.50	1,152.80	58.88	12
WORTHINGTON CREAMFLOW		* GL		4.98	2.40	8.00	33.00	77.00	0.00	31.00	79.00	33.00	1,516.80	69.52	14
MURPHYS IRISH STOUT		* GL		5.50	2.50	8.00	21.00	60.00	0.00	20.00	61.00	29.00	1,220.00	67.69	12
CARLING		* GL		4.28	2.50	8.00	139.50	462.00	0.00	108.00	493.50	-139.5	9,870.00	74.86	8
GROLSCH DRAUGHT		* GL		4.28	2.50	8.00	60.50	198.00	0.00	55.00	203.50	-60.50	4,070.00	74.86	10
													19,020.00		
Bottled & Packaged Beers															
NEWCASTLE BROWN		* DZ		11.37	2.80	12.00	11.10	38.00	0.00	13.02	36/8	20/2	1,232.00	60.24	13
CORONA		* DZ		8.05	2.80	12.00	20.06	64.00	0.00	24.02	60/4	30/9	2,027.20	71.85	14
COORS		* DZ		6.70	2.60	12.00	2.05	6.00	0.00	4.04	4/1	4/0	127.40	74.77	38
HOLSTEN PILS		* DZ		9.73	2.50	12.00	5.11	6.00	0.00	8.01	3/10	2/0	115.00	61.89	76
CARLING BLACK LABEL		* DZ		5.08	1.50	12.00	51.04	60.00	0.00	42.02	69/2	37/0	1,245.00	66.84	22
DOS EQUIS XX AMBER		* DZ		8.80	2.80	12.00	5.01	0.00	0.00	0.00	5/1	0/11	170.80	69.23	0
GROLSCH		* DZ		5.50	2.50	12.00	16.01	44.00	0.00	20.02	39/11	13/6	1,197.50	78.46	18
GROLSCH CANS		* DZ		1.00	2.80	12.00	4.00	4.00	0.00	2.02	5/10	2/2	196.00	96.50	13
GROLSCH BOT 450ML		* DZ		0.81	3.00	12.00	7.08	5.04	0.00	7.07	5/5	2/3	195.00	97.36	50
													6,505.90		
Ciders & Alco Pops															
DRY BLACKTHORN KEG		* GL		4.69	2.60	8.00	32.00	44.00	0.00	20.00	56.00	24.00	1,164.80	73.51	13
REEF ORANGE & PASSION		* DZ		8.19	2.75	12.00	7.05	10.00	0.00	6.05	11/0	-7/5	363.00	70.84	21
RED BULL		* DZ		7.32	1.90	12.00	17.10	36.00	4.00	17.09	32/1	20/0	731.50	62.25	20
MAGNERS CIDER 330		* DZ		11.00	3.00	12.00	13.09	8.00	0.00	8.11	12/10	6/6	462.00	64.10	25
WKD VODKA BLUE		* DZ		9.39	2.80	12.00	10.10	12.00	0.00	12.02	10/8	10/9	358.40	67.16	41
*SMIRNOFF ICE		* DZ		9.32	2.80	12.00	0.00	20.00	0.00	15.11	4/1	0/0	137.20	67.41	140
* Cost price changed during period													3,216.90		

Stock Analysis

House **MAIN BAR**
MAIN ROAD, ANYTOWN, SHIRE, AB1 2CD

Current Stocktake **18-Feb-2006**

Stocktaker: **HQ Stocktaker**

Previous Stocktake **13-Jan-2006**

Stock Days: **36**

Product	Bin	EP Unit OS	Cost Price	Tot Price	Yield	Opening Stock	Goods In	Credits	Closing Stock	Period Sales	Last Sales	Sales @ Selling	G.P.%	Days Stock
Minerals														
BRITVIC ORANGE 113ML		* DZ	1.96	1.40	12.00	13.11	12.00	0.00	12.00	13/11	4/0	233.80	86.29	31
BRITVIC TOMATO 125ML		* DZ	1.98	1.40	12.00	0.08	0.00	0.00	0.00	0/8	0/2	11.20	86.15	0
BRITVIC TONIC 113ML		* DZ	1.22	1.25	12.00	5.10	32.00	0.00	11.10	26/0	17/2	390.00	90.44	16
*DR PEPPER 500ML		* DZ	4.74	1.25	12.00	0.09	4.00	0.00	2.06	2/3	2/0	33.75	62.83	40
SCH. CORDIAL		* LT	0.80	0.40	20.00	23.90	12.00	0.00	10.10	25.80	13.60	206.40	88.21	14
BRITVIC CORDIAL		* LT	0.67	0.40	20.00	21.00	0.00	0.00	17.10	3.90	1.00	31.20	90.16	158
FRUIT JUICE		* LT	0.44	2.50	1.00	32.00	0.00	0.00	14.00	18.00	3.00	45.00	79.28	28
*OCEAN SPRAY CRANBERRY CLAS		* LT	0.66	2.50	1.00	6.00	12.00	0.00	8.50	9.50	-5.50	23.75	68.82	32
POSTMIX R WHITE		* LT	2.35	1.00	21.00	24.00	30.00	0.00	22.00	32.00	16.00	672.00	86.83	25
POSTMIX SCHWEPPE'S LEMONADE		* LT	4.08	1.00	25.00	10.00	0.00	0.00	10.00	0.00	0.00	0.00	80.82	0
POSTMIX PEPSI		* LT	2.93	1.00	21.00	50.00	90.00	0.00	41.00	99.00	56.00	2,079.00	83.63	15
POSTMIX DIET PEPSI		* LT	2.93	1.00	21.00	19.50	10.00	0.00	12.00	17.50	5.50	367.50	83.63	25
*MINERAL WATER 500		* DZ	2.54	1.25	12.00	4.00	28.00	0.00	16.06	15/6	1/3	232.50	80.06	38
STRATHMORE 330ML		* DZ	2.58	1.25	12.00	21.08	14.00	0.00	7.06	28/2	9/5	422.50	79.83	10
BRITVIC J2o		* DZ	4.58	1.80	12.00	27.09	22.00	0.00	18.01	31/8	10/0	684.00	75.09	21
COCA COLA CANS		* DZ	2.84	1.00	12.00	9.11	22.00	0.00	8.00	23/11	7/6	287.00	72.14	12
*RIBENA 500ML		* DZ	7.09	1.40	12.00	1.01	2.00	0.00	3.02	-0/1	3/8	-1.40	50.41	-1,368
* Cost price changed during period												5,718.20		
Tobacco														
CUTTERS CHOICE 12.5GM		* EA	1.83	2.50	1.00	19.00	0.00	0.00	2.00	17.00	-19.00	42.50	13.99	4
*HAMLET SINGLES		* EA	0.49	0.90	1.00	0.00	50.00	0.00	28.00	22.00	6.00	19.80	36.16	46
* Cost price changed during period												62.30		
Snacks & Beverages														
RIZLA CIGARETTE PAPERS		* EA	0.10	0.20	1.00	46.00	0.00	0.00	0.00	46.00	13.00	9.20	41.31	0
XTRA FLINT DISP LIGHTERS		* EA	0.12	1.00	1.00	0.00	100.00	0.00	69.00	31.00	0.00	31.00	85.90	80
*WALKERS CRISPS		* DZ	2.04	0.50	12.00	7.10	16.00	0.00	15.03	8/7	11/8	51.50	60.10	64
*WALKERS SENSATIONS 40GM		* DZ	2.94	0.50	12.00	2.03	2.08	0.00	0.04	4/7	-2/3	27.50	42.35	3
INDIAN SPICE NUTS		* DZ	3.65	0.60	12.00	0.07	0.00	0.00	0.00	0/7	0/9	4.20	40.43	0
DRY ROASTED NUTS		* DZ	2.92	0.55	12.00	3.04	0.00	0.00	0.11	2/5	1/9	15.95	48.09	14
*NOBBYS SWEET CHILLI NUTS		* DZ	4.13	0.55	12.00	0.00	3.04	0.00	1.02	2/2	0/0	14.30	26.40	19
SALTED NUTS 25GM		* DZ	3.00	0.55	12.00	6.03	0.00	0.00	3.06	2/9	1/0	18.15	46.59	46
PORK SCRATCHINGS		* DZ	2.49	0.60	12.00	2.05	0.00	0.00	0.06	1/11	1/3	13.80	59.36	9
*TWIGLETS		* DZ	4.15	0.55	12.00	0.11	2.00	0.00	0.11	2/0	1/3	13.20	26.12	17
*MINI CHEDDARS SMALL		* DZ	3.29	0.55	12.00	0.09	4.00	0.00	0.09	4/0	2/0	26.40	41.43	7
TEA BAGS		* EA	0.03	0.00	1.00	90.00	0.00	0.00	50.00	40.00	424.00	0.00	0.00	45
NESCAFE GRANULES		* EA	10.85	0.00	1.00	0.00	1.00	0.00	0.10	0.90	0.00	0.00	0.00	4

PURCHASES

Supplier	Booker				
Product	Unit	Qty	Cost	Total	
Invoice	Purchase ID 10		Ref: 0922088		
Purchase Date	16/01/2006				
910201	WALKERS CRISPS	DZ	4.00	1.92	£7.69
782060	MINERAL WATER 500	DZ	4.00	2.10	£8.38
793220	RIBENA 500ML	DZ	1.00	7.09	£7.09
724340	DR PEPPER 500ML	DZ	2.00	6.00	£11.99
966252	MILK 2LTR	2L		6.00	.85
	£5.10				
				£36.00	

Invoice	Purchase ID 11		Ref: 0766126		
Purchase Date	16/01/2006				
861250	XTRA FLINT DISP LIGHTERS	EA	50.00	.12	£5.98
842490	HAMLET SINGLES	EA	50.00	.49	£24.45
					£30.43

Invoice	Purchase ID 12		Ref: 0766537		
Purchase Date	23/01/2006				
861250	XTRA FLINT DISP LIGHTERS	EA	50.00	.12	£5.98
					£5.98

Invoice	Purchase ID 13		Ref: 0818835		
Purchase Date	23/01/2006				
308305	MHV VALENCIA WINE RED	BT	6.00	1.91	
	£11.45 930001 TOFFEE CRISP	DZ	4.00	3.00	£11.99
724340	DR PEPPER 500ML	DZ	2.00	4.74	£9.49
251000	HARVEYS BRISTOL CREAM	BT			
	1.00		6.15		£6.15
179800	TIA MARIA			70	1.00
	9.79				
	£9.79 966252	MILK	2LTR	2L	4.00

Supplier	Booker			
Product	Unit	Qty	Cost	Total
Invoice	Purchase ID 19		Ref: 0818834	
Purchase Date	23/01/2006			
152300	JAMESONS	70	1.00	10.99
				£10.99

Invoice	Purchase ID 14		Ref: 0104278		
Purchase Date	02/02/2006				
923365	NESCAFE GRANULES	EA	1.00	10.85	£10.85
966252	MILK 2LTR	2L	4.00	.88	£3.53
923280	MINI CHEDDARS SMALL	DZ	1.00	3.29	£3.29
910201	WALKERS CRISPS	DZ	4.00	1.92	£7.69
910202	WALKERS SENSATIONS 40GM	DZ	2.08	2.94	£7.85
161400	CORKYS VODKA SHOTS	70	1.00	8.49	£8.49
161400	CORKYS VODKA SHOTS	70	1.00	8.49	£8.49
161400	CORKYS VODKA SHOTS	70	1.00	8.49	£8.49
161400	CORKYS VODKA SHOTS	70	1.00	8.49	£8.49
161400	CORKYS VODKA SHOTS	70	1.00	8.49	£8.49
930002	MARS	DZ	4.00	2.66	£10.64
	CADBURY'S CREAM EGGS	DZ	4.00	2.75	£10.99
923150	TWIGLETS	DZ	1.00	4.15	£4.15
921350	NOBBYS SWEET CHILLI NUTS	DZ	1.08	4.13	£6.89
		BT	1.00	6.15	£6.15
		DZ	8.00	2.54	£20.36
					£134.85

The detailed purchase report will mirror the invoice/delivery note received and gives the stocktaker the opportunity of checking cost prices and reconciling goods in to the documentation. Each entry will show:

- 1 Supplier
- 2 Purchase date
- 3 Reference no
- 4 Itemised product listing
- 5 Quantities
- 6 Total value of the invoice

PURCHASES

Supplier	Booker	Product	Unit	Qty	Cost	Total
Invoice	Purchase ID 15					
	Ref: 0922285					
Purchase Date	06/02/2006					
179800	TIA MARIA	70	2.00	9.79	£19.58	
251000	HARVEYS BRISTOL CREAM	BT	1.0	6.15	£6.15	
923280	MINI CHEDDARS SMALL	DZ	1.00	3.29	£3.29	
923150	TWIGLETS	DZ	1.00	4.15	£4.15	
308304	MHV VALENCIA MEDIUM WHITE	BT	12.00	1.93	£23.18	
793220	RIBENA 500ML	DZ	1.00	7.09	£7.09	
930003	CADBURY'S DAIRY MILK	DZ	4.00	3.29	£13.15	
930002	MARS	DZ	4.00	2.66	£10.65	
930021	MUNCHIES	DZ	3.00	4.23	£12.69	
308305	MHV VALENCIA WINE RED	BT	6.00	1.93	£11.59	
308306	MHV VALENCIA DRY WHITE	BT	12.00	1.93	£23.18	
782060	MINERAL WATER 500	DZ	8.00	2.54	£20.36	
					£155.06	

Supplier	Booker	Product	Unit	Qty	Cost	Total
Invoice	Purchase ID 20					
	Ref: 0819050					
Purchase Date	14/02/2006					
782060	MINERAL WATER 500	DZ	8.00	2.54	£20.36	
308304	MHV VALENCIA MEDIUM WHITE	BT	12.00	1.93	£23.18	
308306	MHV VALENCIA DRY WHITE	BT	12.00	1.93	£23.18	
308305	MHV VALENCIA WINE RED	BT	6.00	1.93	£11.59	
161400	CORKYS VODKA SHOTS	70	5.00	8.49	£42.45	
910201	WALKERS CRISPS	DZ	4.00	2.04	£8.15	
923280	MINI CHEDDARS SMALL	DZ	1.00	3.29	£3.29	
910201	WALKERS CRISPS	DZ	4.00	2.04	£8.15	
921350	NOBBYS SWEET CHILLI NUTS	DZ	1.08	4.13	£6.89	
152300	JAMESONS	70	1.00	10.99	£10.99	
966260	T&L GRAN SUGAR STICKS	EA	1.00	6.85	£6.85	
					£165.08	

Total Net Purchases For : Booker

£598.33

Supplier	Coors	Product	Unit	Qty	Cost	Total
Delivery Note	Purchase ID 1					
	Ref: 5315208					
Purchase Date	18/01/2006					
463270	CARLING	GL	66.00	4.28	£282.48	
471100	GROLSCH DRAUGHT	GL	22.00	4.28	£94.16	
451300	MURPHYS IRISH STOUT	GL	10.00	5.50	£55.00	
407630	BLACK SHEEP BITTER	GL	9.00	6.16	£55.44	
540350	COORS	DZ	2.00	6.70	£13.40	
581450	CARLING BLACK LABEL	DZ	12.00	5.08	£60.96	
					£561.44	
Delivery Note	Purchase ID 2					
	Ref: 5326345					
Purchase Date	25/01/2006					
463270	CARLING	GL	132.00	4.28	£564.96	
471100	GROLSCH DRAUGHT	GL	33.00	4.28	£141.24	
411260	WORTHINGTON CREAMFLOW	GL	11.00	4.98	£54.78	
451300	MURPHYS IRISH STOUT	GL	10.00	5.50	£55.00	
407630	BLACK SHEEP BITTER	GL	9.00	6.16	£55.44	
540350	COORS	DZ	2.00	6.70	£13.40	
591200	GROLSCH	DZ	12.00	5.50	£66.00	
591202	GROLSCH CANS	DZ		4.00	1.00	
					£951.82	

Supplier	Coors	Product	Unit	Qty	Cost	Total
Delivery Note	Purchase ID 3					
	Ref: 5331223					
Purchase Date	27/01/2006					
471100	GROLSCH DRAUGHT	GL	33.00	4.28	£141.24	
407630	BLACK SHEEP BITTER	GL	9.00	6.16	£55.44	
401700	TIMOTHY TAYLOR LANDLORD	GL	27.00	6.16	£166.32	
					£363.00	

PURCHASE SUMMARY

Current Stocktake 18-Feb-2006

Previous Stocktake 13-Jan-2006

Stock Days: 36

Supplier	Purchase Date	Purchase ID	Type	Reference	Value	Supplier	Purchase Date	Purchase ID	Type	Reference	Value
Booker	16/01/2006	10	Invoice	0922088	£40.25	Total Net Purchases For : Purchases					£70.54
Booker	16/01/2006	11	Invoice	0766126	£30.43						
Booker	23/01/2006	12	Invoice	0766537	£5.98	Total Purchases :					£11,875.17
Booker	23/01/2006	13	Invoice	0818835	£55.69						
Booker	23/01/2006	19	Invoice	0818834	£10.99						
Booker	02/02/2006	14	Invoice	0104278	£134.85						
Booker	06/02/2006	15	Invoice	0922285	£155.06						
Booker	14/02/2006	20	Invoice	0819050	£165.08						
Total Net Purchases For : Booker					£598.33						
Coors	18/01/2006	1	Delivery Note	5315208	£561.44						
Coors	25/01/2006	2	Delivery Note	5326345	£954.82						
Coors	27/01/2006	3	Delivery Note	5331223	£363.00						
Coors	01/02/2006	4	Delivery Note	5338086	£902.80						
Coors	08/02/2006	5	Delivery Note	5349863	£1,165.26						
Coors	15/02/2006	6	Delivery Note	5361309	£994.98						
Total Net Purchases For : Coors					£4,942.30						
Matthew Clark	19/01/2006	7	Invoice	1974008	£954.70						
Matthew Clark	26/01/2006	8	Invoice	1975326	£970.00						
Matthew Clark	02/02/2006	16	Invoice	1977008	£616.38						
Matthew Clark	09/02/2006	9	Invoice	1978563	£1,478.84						
Matthew Clark	16/02/2006	17	Invoice	1980169	£2,244.08						
Total Net Purchases For : Matthew Clark					£6,264.00						
Purchases	18/02/2006	18	Invoice	1	£1.00						
Purchases	18/02/2006	21	Delivery Note	2	£69.54						

EPOS Report

House **THE ROYAL SAMPLE HOTEL**
HIGH STREET, NEWTOWN, CLEVELAND

Current Stocktake **20-Jun-2004**
 Previous Stocktake **21-May-2004**

Stocktaker: **M Smith**
 Stock Days: **30**

Product	Bin	Unit	Estimated Period Sales	Adjustments					Actual Period Sales	VAR + / - £	Unit Variance Total	Tot Variance
				Adj 1	Adj 2	Adj 3	Adj 4	Adj 5				
Spirits			1									
BRANDY VARIOUS		BT	119.00	0.00	0.00	0.00	0.00	0.00	72.00	2 -47.00	3 -0.99	4 -27.65
BACARDI 70CL		70	1,006.74	0.00	0.00	0.00	0.00	0.00	0.00	-1,006.74	-21.15	592.20
CAPT MORG SPICED		BT	152.32	0.00	0.00	0.00	0.00	0.00	0.00	-152.32	-3.20	-89.60
LAMBS NAVY RUM		BT	11.90	0.00	0.00	0.00	0.00	0.00	21.00	9.10	0.19	5.35
WOODS NAVY RUM		BT	45.22	0.00	0.00	0.00	0.00	0.00	0.00	-45.22	-0.95	-26.60
RICHMOND GIN		70	2.24	0.00	0.00	0.00	0.00	0.00	0.00	-2.24	-0.05	-1.40
GILBEYS		70	44.80	0.00	0.00	0.00	0.00	0.00	0.00	-44.80	-1.00	-28.00
HIGHLAND POACHER		70	0.00	0.00	0.00	0.00	0.00	0.00	0.00	0.00	0.00	0.00
BOWMORE MALT WHISKEY		70	9.86	0.00	0.00	0.00	0.00	0.00	10.50	0.64	0.01	0.38
JACK DANIELS		70	35.70	0.00	0.00	0.00	0.00	0.00	0.00	-35.70	-0.75	-21.00
JIM BEAM		70	4.76	0.00	0.00	0.00	0.00	0.00	0.00	-4.76	-0.10	-2.80
OLD INVERNESS		70	4.48	0.00	0.00	0.00	0.00	0.00	3.80	-0.68	-0.02	-0.43
GLENMORANGIE		70	9.52	0.00	0.00	0.00	0.00	0.00	9.90	0.38	0.01	0.22
J.WALKER BLACK		75	11.55	0.00	0.00	0.00	0.00	0.00	8.00	-3.55	-0.08	-2.15
ABSINTHE		70	0.00	0.00	0.00	0.00	0.00	0.00	0.00	0.00	0.00	0.00
ZAMOYSKI		70	190.40	0.00	0.00	0.00	0.00	0.00	212.00	21.60	0.48	13.50
PERNOD		70	47.60	0.00	0.00	0.00	0.00	0.00	0.00	-47.60	-1.00	-28.00
TEQUILA SILVER		70	8.96	0.00	0.00	0.00	0.00	0.00	0.00	-8.96	-0.20	-5.60
AFTERSHOCK		70	67.20	0.00	0.00	0.00	0.00	0.00	0.00	-67.20	-1.20	-33.60
ARCHERS SCHNAPPS		70	104.72	0.00	0.00	0.00	0.00	0.00	0.00	-104.72	-2.20	-61.60
BAILEYS IRISH CM		70	19.60	0.00	0.00	0.00	0.00	0.00	0.00	-19.60	-0.70	-9.80
BLUE CURACAO		50	3.40	0.00	0.00	0.00	0.00	0.00	0.00	-3.40	-0.10	-2.00
CALVADOS		70	0.00	0.00	0.00	0.00	0.00	0.00	0.00	0.00	0.00	0.00
COINTREAU		70	40.46	0.00	0.00	0.00	0.00	0.00	0.00	-40.46	-0.85	-23.80
GRENADINE		70	16.80	0.00	0.00	0.00	0.00	0.00	0.00	-16.80	-0.40	-11.20
DRAMBUIE		70	9.52	0.00	0.00	0.00	0.00	0.00	0.00	-9.52	-0.20	-5.60
GALLIANO		70	21.42	0.00	0.00	0.00	0.00	0.00	0.00	-21.42	-0.45	-12.60
MALIBU		70	7.14	0.00	0.00	0.00	0.00	0.00	0.00	-7.14	-0.15	-4.20
SOUTHERN COMFORT		BT	4.48	0.00	0.00	0.00	0.00	0.00	0.00	-4.48	-0.10	-2.80

The comprehensive "EPOS" variation report
 shows the difference between product
 consumption and declared sales:
1 Sales based on consumed stock
2 Difference between actual sales
3 Variance in unit size
4 Tot variance

EPOS Report

House **THE ROYAL SAMPLE HOTEL**
HIGH STREET, NEWTOWN, CLEVELAND

Current Stocktake **20-Jun-2004**

Stocktaker: **M Smith**

Previous Stocktake **21-May-2004**

Stock Days: **30**

Product	Bin	Unit	Estimated Period Sales	Adjustments					Actual Period Sales	VAR + / - £	Unit Variance	Total Variance
				Adj 1	Adj 2	Adj 3	Adj 4	Adj 5				
Spirits												
TABOO		70	3.36	0.00	0.00	0.00	0.00	0.00	0.00	-3.36	-0.15	-2.10
TIA MARIA		70	19.04	0.00	0.00	0.00	0.00	0.00	0.00	-19.04	-0.40	-11.20
			2,022.19	0.00	0.00	0.00	0.00	0.00	337.20	-1,684.99		
Fortified Wines												
MARTINI / CINZANO		75	78.75	0.00	0.00	0.00	0.00	0.00	0.00	-78.75	-3.00	-45.00
MARTINI \ CINZANO		MG	36.75	0.00	0.00	0.00	0.00	0.00	0.00	-36.75	-0.70	-21.00
COCKBURNS RUBY		BT	9.60	0.00	0.00	0.00	0.00	0.00	0.00	-9.60	-0.40	-6.00
HARVEYS BRISTOL CM		BT	12.00	0.00	0.00	0.00	0.00	0.00	0.00	-12.00	-0.50	-7.50
TIO PEPE		BT	2.40	0.00	0.00	0.00	0.00	0.00	0.00	-2.40	-0.10	-1.50
CRABBIES GINGER		BT	3.08	0.00	0.00	0.00	0.00	0.00	0.00	-3.08	-0.20	-2.80
			142.58	0.00	0.00	0.00	0.00	0.00	0.00	-142.58		
Table Wines												
HOUSE WINE		BT	631.83	0.00	0.00	0.00	0.00	0.00	605.00	-26.83	-2.70	-2.70
PUERTO VIEJO RIOJA		BT	0.00							0.00	0.00	0.00
BIB GARD		LT	870.40	0.00	0.00	0.00	0.00	0.00	1,011.00	140.60	10.34	82.71
BIB CATALAN		LT	1,088.00	0.00	0.00	0.00	0.00	0.00	910.00	-178.00	-13.09	-104.71
			2,590.23	0.00	0.00	0.00	0.00	0.00	2,526.00	-64.23		
Draught Beers												
THEAKSTONS OLD PEC		GL	0.00							0.00	0.00	0.00
WORTHINGTON BEST		GL	1,536.00	209.00	0.00	0.00	0.00	0.00	1,350.00	23.00	2.40	19.17
GUINNESS DRAUGHT		GL	621.60	0.00	0.00	0.00	0.00	0.00	0.00	-621.60	-37.00	-296.00
HEINEKEN		GL	1,216.80	0.00	0.00	0.00	0.00	0.00	0.00	-1,216.80	-78.00	-624.00
LABBATTS		GL	1,372.80	164.00	0.00	0.00	0.00	0.00	1,209.00	0.20	0.01	0.10
STELLA ARTOIS		GL	4,838.40	164.00	0.00	0.00	0.00	0.00	4,899.00	224.60	13.37	106.95
GUEST BEER 4		GL	528.00	52.00	0.00	0.00	0.00	0.00	423.00	-53.00	-3.01	-24.09
TROPHY BITTER		GL	302.40	0.00	0.00	0.00	0.00	0.00	0.00	-302.40	-21.00	-168.00
			10,416.00	589.00	0.00	0.00	0.00	0.00	7,881.00	-1,946.00		

EPOS Report

House **THE ROYAL SAMPLE HOTEL**
HIGH STREET, NEWTOWN, CLEVELAND

Current Stocktake **20-Jun-2004**

Stocktaker: **M Smith**

Previous Stocktake **21-May-2004**

Stock Days: **30**

Product	Bin	Unit	Estimated Period Sales	Adjustments					Actual Period Sales	VAR + / - £	Unit Variance	Total Variance
				Adj 1	Adj 2	Adj 3	Adj 4	Adj 5				
Bottled Beers												
NEWCASTLE BROWN		DZ	34.00	0.00	0.00	0.00	0.00	0.00	0.00	-34.00	-1.42	-17.00
KALIBER		DZ	-18.70	0.00	0.00	0.00	0.00	0.00	0.00	18.70	1.42	17.00
BUDWEISER		DZ	822.80	0.00	0.00	0.00	0.00	0.00	754.00	-68.80	-2.61	-31.27
REEF		DZ	436.80	0.00	0.00	0.00	0.00	0.00	0.00	-436.80	-14.00	-168.00
HOLSTEN PILS		DZ	600.60	0.00	0.00	0.00	0.00	0.00	512.00	-88.60	-2.84	-34.08
HOLSTEN LOW ALC		DZ	0.00							0.00	0.00	0.00
STELLA ARTOIS		DZ	274.50	0.00	0.00	0.00	0.00	0.00	0.00	-274.50	-10.17	-122.00
VK ALCOPOP		DZ	410.00	0.00	0.00	0.00	0.00	0.00	0.00	-410.00	-13.67	-164.00
VK ENERGY		DZ	465.00	0.00	0.00	0.00	0.00	0.00	0.00	-465.00	-15.50	-186.00
VK ICE		DZ	10.00	0.00	0.00	0.00	0.00	0.00	0.00	-10.00	-0.33	-4.00
VK FRUIT		DZ	12.50	0.00	0.00	0.00	0.00	0.00	0.00	-12.50	-0.42	-5.00
CARLING BLACK LABEL		DZ	138.40	0.00	0.00	0.00	0.00	0.00	144.00	5.60	0.58	7.00
KALTENBERG PILS		DZ	10.50	0.00	0.00	0.00	0.00	0.00	0.00	-10.50	-0.42	-5.00
DUUEL		DZ	0.00							0.00	0.00	0.00
GROLSCH		DZ	17.50	0.00	0.00	0.00	0.00	0.00	0.00	-17.50	-0.58	-7.00
			3,213.90	0.00	0.00	0.00	0.00	0.00	1,410.00	-1,803.90		
Ciders & Alco Pops												
STRONGBOW DRAUGHT		GL	571.20	0.00	0.00	0.00	0.00	0.00	555.00	-16.20	-0.96	-7.71
WOODPECKER DRAUGHT		GL	16.80	0.00	0.00	0.00	0.00	0.00	25.00	8.20	0.49	3.90
DRY BLACKTHORN KEG		GL	319.20	0.00	0.00	0.00	0.00	0.00	0.00	-319.20	-19.00	-152.00
			907.20	0.00	0.00	0.00	0.00	0.00	580.00	-327.20		
Minerals												
BABY JUICES		DZ	334.00	0.00	0.00	0.00	0.00	0.00	350.00	16.00	1.33	16.00
BABY MIXERS		DZ	132.30	0.00	0.00	0.00	0.00	0.00	102.00	-30.30	-2.81	-33.67
SPLIT MIXERS		DZ	288.00	0.00	0.00	0.00	0.00	0.00	0.00	-288.00	-24.00	-288.00
BRITVIC 55		DZ	34.00	0.00	0.00	0.00	0.00	0.00	0.00	-34.00	-2.83	-34.00
COCA COLA		DZ	259.00	0.00	0.00	0.00	0.00	0.00	0.00	-259.00	-21.58	-259.00
CORDIAL		LT	180.00	0.00	0.00	0.00	0.00	0.00	0.00	-180.00	-22.50	-450.00

EPOS Report

House **THE ROYAL SAMPLE HOTEL**
HIGH STREET, NEWTOWN, CLEVELAND

Current Stocktake **20-Jun-2004**

Stocktaker: **M Smith**

Previous Stocktake **21-May-2004**

Stock Days: **30**

Product	Bin	Unit	Estimated Period Sales	Adjustments					Actual Period Sales	VAR + / - £	Unit Variance	Total Variance
				Adj 1	Adj 2	Adj 3	Adj 4	Adj 5				
Minerals												
POSTMIX R WHITE		LT	245.70	0.00	0.00	0.00	0.00	0.00	303.00	57.30	3.03	63.67
POSTMIX PEPSI		LT	245.70	0.00	0.00	0.00	0.00	0.00	235.00	-10.70	-0.57	-11.89
			1,718.70	0.00	0.00	0.00	0.00	0.00	990.00	-728.70		
Snacks & Sundries												
CRISPS		DZ	175.60	0.00	0.00	0.00	0.00	0.00	155.00	-20.60	-4.29	-51.50
WOTSITS		DZ	0.00							0.00	0.00	0.00
DRY ROASTED NUTS		DZ	2.40	0.00	0.00	0.00	0.00	0.00	1.00	-1.40	-0.29	-3.50
SALTED NUTS 25GM		DZ	6.00	0.00	0.00	0.00	0.00	0.00	0.00	-6.00	-1.25	-15.00
PURCHASES		EA	0.00							0.00	0.00	0.00
			184.00	0.00	0.00	0.00	0.00	0.00	156.00	-28.00		
			21,194.80	589.00	0.00	0.00	0.00	0.00	13,880.20	-6,725.60		

CREDITS

Supplier	Booker				
Product		Unit	Qty	Cost	Total
Credit Date	23/01/2006				
Credit	Credit ID 2	Ref: 0818836			
793220	RIBENA 500ML	DZ	.00	15.98	£15.98
					<u>£15.98</u>
					<u>£15.98</u>
					Total Net Credits For : Booker
					<u><u>£15.98</u></u>

CREDIT SUMMARY

Supplier	Credit Date	Credit ID	Type	Reference	Value
Booker	23/01/2006	2	Credit	0818836	£15.98
Total Net Credits For : Booker					£15.98
Matthew Clark	09/02/2006	1	Credit	1978563	£29.30
Total Net Credits For : Matthew Clark					£29.30
Total Credits :					£45.28

Takings Report

Current Stocktake **18-Feb-2006**

Stocktaker: **HQ Stocktaker**

Previous Stocktake **13-Jan-2006**

Stock Days: **36**

Date	<u>Takings 1</u>	Total
13/01/2006	600.00	600.00
14/01/2006	500.00	500.00
15/01/2006	400.00	400.00
16/01/2006	0.00	0.00
17/01/2006	0.00	0.00
18/01/2006	0.00	0.00
19/01/2006	0.00	0.00
20/01/2006	0.00	0.00
21/01/2006	0.00	0.00
22/01/2006	11,000.00	11,000.00
23/01/2006	0.00	0.00
24/01/2006	0.00	0.00
25/01/2006	0.00	0.00
26/01/2006	0.00	0.00
27/01/2006	0.00	0.00
28/01/2006	0.00	0.00
29/01/2006	9,753.02	9,753.02
30/01/2006	0.00	0.00
31/01/2006	0.00	0.00
01/02/2006	0.00	0.00
02/02/2006	0.00	0.00
03/02/2006	0.00	0.00
04/02/2006	0.00	0.00
05/02/2006	10,500.00	10,500.00
06/02/2006	0.00	0.00
07/02/2006	0.00	0.00
08/02/2006	0.00	0.00
09/02/2006	0.00	0.00
10/02/2006	0.00	0.00
11/02/2006	0.00	0.00
12/02/2006	9,500.00	9,500.00
13/02/2006	0.00	0.00
14/02/2006	0.00	0.00

Date	<u>Takings 1</u>	Total
15/02/2006	0.00	0.00
16/02/2006	0.00	0.00
17/02/2006	0.00	0.00
18/02/2006	3,750.00	3,750.00
Totals:	£46,003.02	

Grand Total : £46,003.02

Detailed Allowance Report

Allowance **Amount** **Wastage**

Date: 15/02/2006

Bar Wastage	£140.35	<input checked="" type="checkbox"/>	DRIP TRAY WASTAGE
<hr/>			
Days' Total	£140.35		

Date: 18/02/2006

Pipe Cleaning	£645.75	<input checked="" type="checkbox"/>	4 CLEANS INCLUDED
Double Allowance	£1,336.40	<input type="checkbox"/>	2 - 4 - 1 ALLOWANCE
Complementary Drinks	£2,541.55	<input type="checkbox"/>	PARTY NIGHT
<hr/>			
Days' Total	£4,523.70		

Total Allowances £4,664.05	Wastage: £786.10	Standard: £3,877.95
--	-------------------------	----------------------------

Summary Allowance Report

Allowance	Amount	Wastage
Pipe Cleaning	£645.75	<input checked="" type="checkbox"/>
Double Allowance	£1,336.40	<input type="checkbox"/>
Complementary Drinks	£2,541.55	<input type="checkbox"/>
Bar Wastage	£140.35	<input checked="" type="checkbox"/>

Total: £4,664.05**Wastage: £786.10****Standard: £3,877.95**

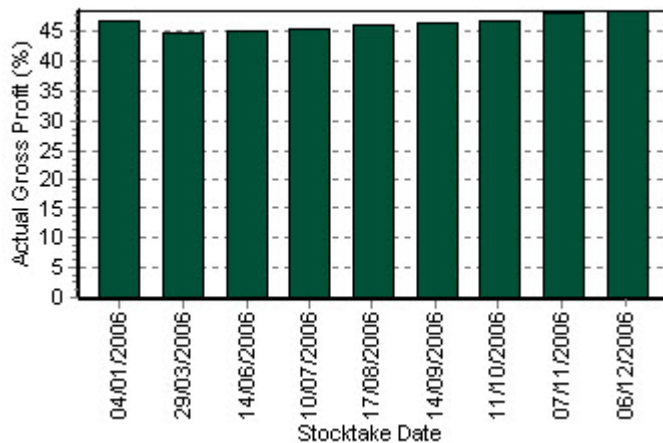
History Summary Report

SAMPLE PUBLIC HOUSE BAR

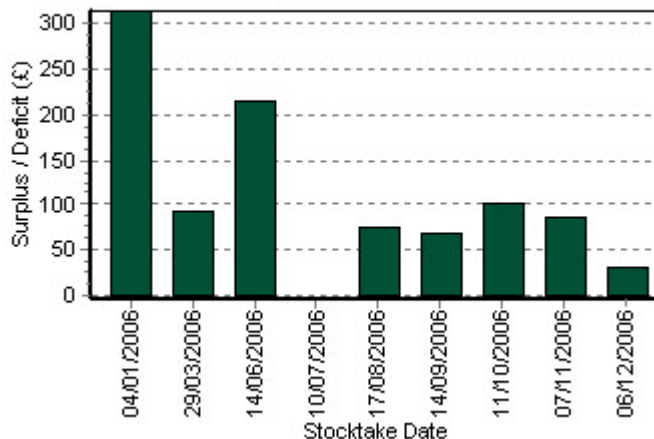
ANYPLACE, NEWBOROUGH, NORTH YORKSHIRE, HG 2AB

Stock Date	Stock Days	Est Receipts Excl. VAT	Cons at Cost Excl. VAT	Estimated Gross Profit	Estimated Gross Profit %	Act Receipts Excl. VAT	Cons at Cost Excl. VAT	Actual Gross Profit	Actual Gross Profit %	Stock Yield %	Surplus / Deficit	Total Allowances	Allowance % Sales	Average Daily Sales
04/01/2006	28	17,063.56	9,223.86	7,839.69	45.94 %	17,330.15	9,223.86	8,106.29	46.78 %	98.73 %	313.25	575.07	2.82	727.25
29/03/2006	27	13,098.25	7,309.99	5,788.26	44.19 %	13,178.59	7,309.99	5,868.60	44.53 %	97.66 %	94.39	465.87	3.01	573.51
14/06/2006	35	19,887.52	11,049.59	8,837.93	44.44 %	20,069.37	11,049.59	9,019.78	44.94 %	99.07 %	213.67	434.99	1.84	673.76
10/07/2006	26	14,654.24	8,014.22	6,640.02	45.31 %	14,652.32	8,014.22	6,638.10	45.30 %	97.35 %	-2.25	466.58	2.71	662.17
17/08/2006	38	18,925.02	10,253.58	8,671.44	45.82 %	18,989.57	10,253.58	8,735.99	46.00 %	98.61 %	75.85	389.56	1.75	587.18
14/09/2006	28	13,758.35	7,428.92	6,329.43	46.00 %	13,817.40	7,428.92	6,388.48	46.24 %	97.37 %	69.38	508.09	3.13	579.84
11/10/2006	27	12,356.74	6,627.19	5,729.55	46.37 %	12,444.77	6,627.19	5,817.59	46.75 %	97.89 %	103.44	417.98	2.86	541.58
07/11/2006	27	13,821.61	7,244.52	6,577.08	47.59 %	13,895.37	7,244.52	6,650.85	47.86 %	98.56 %	86.67	324.86	1.99	604.71
06/12/2006	29	13,969.30	7,230.60	6,738.70	48.24 %	13,996.52	7,230.60	6,765.91	48.34 %	97.91 %	31.98	382.93	2.33	567.10
		137,534.59	74,382.48	63,152.11	45.92 %	138,374.07	74,382.48	63,991.59	46.25 %	98.23 %	986.38	3,965.93		

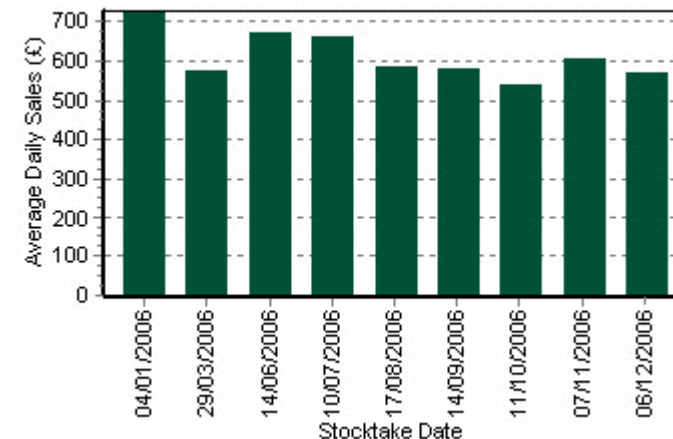
Actual Gross Profit



Surplus / Deficit



Average Daily Sales



The entire historical summary is shown by each stock date and graphically

- 1 Average daily sales
- 2 Actual Gross profit
- 3 Actual GP% Margin acheived
- 4 Total of surplus/deficit to date